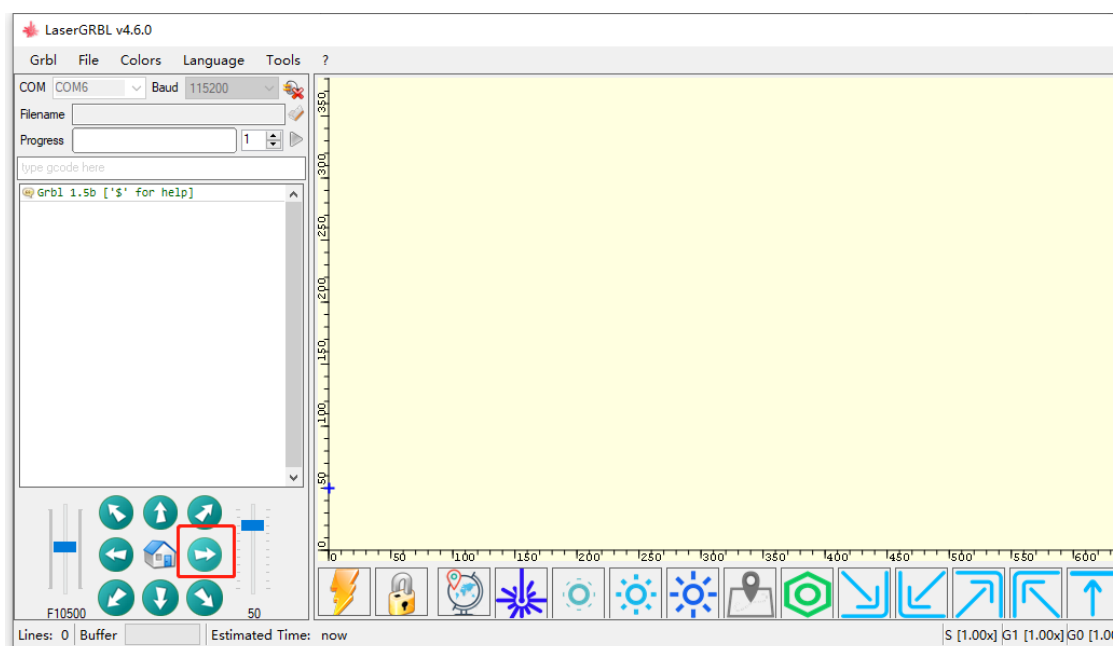


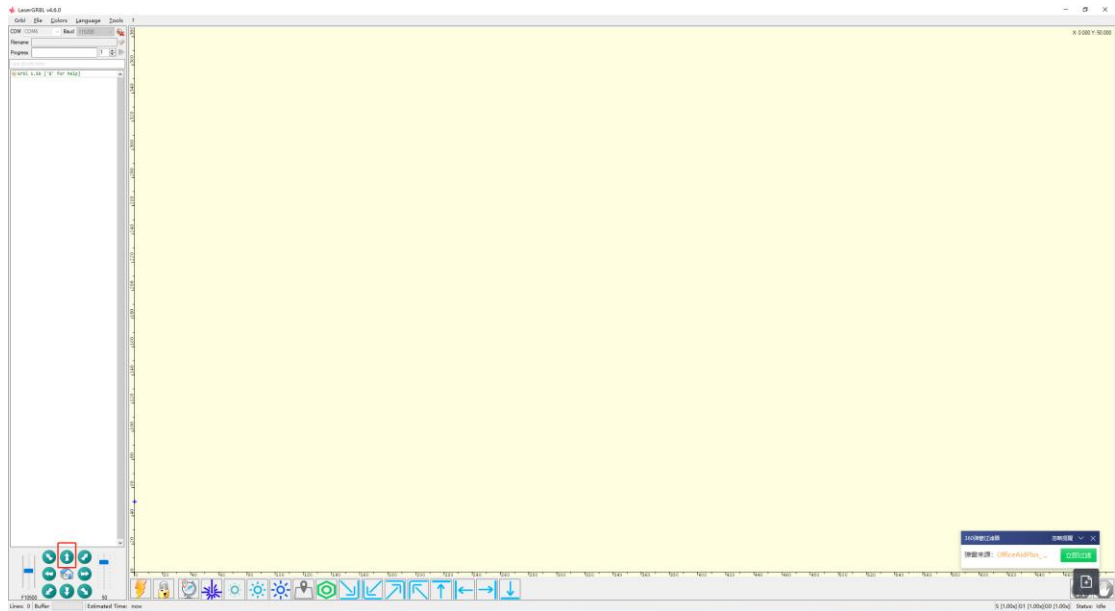
Check Motor



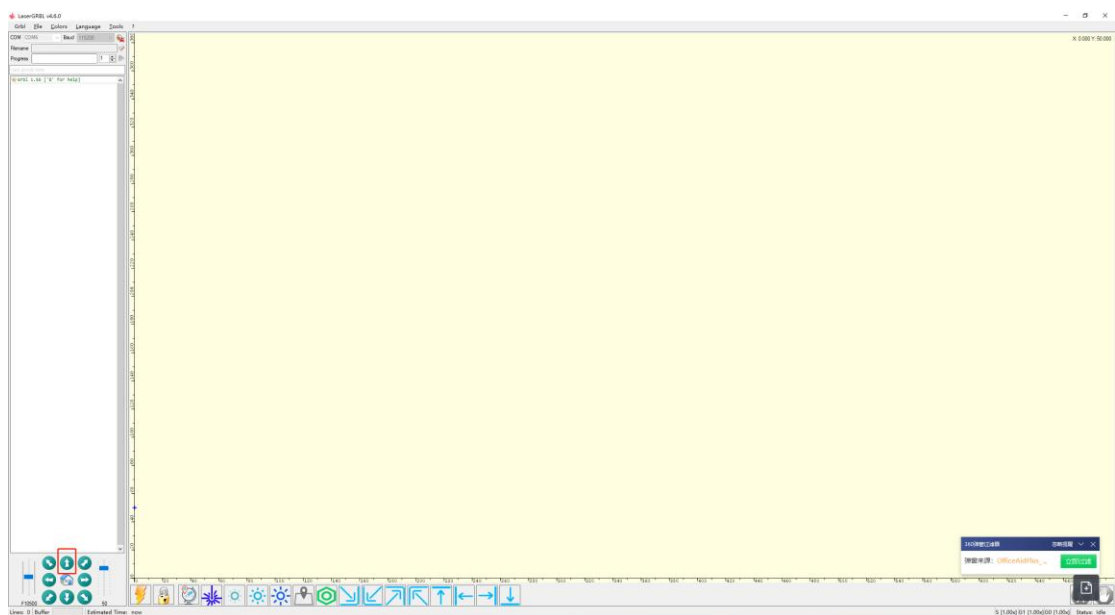
1. Check X-axis motor
 - a) Disconnect the YL and YR axis motor cable
 - b) On the jog control panel, the motor runs to the right to check whether the motor runs to the right?



- c) If it is running upward, please change the YL axis to the X axis, and then try to look right to see if it is normal
2. Check YL-axis motor
 - a) Connect the YL axis motor line and disconnect the YR axis motor line
 - b) On the jog control panel, the motor runs to the UP to check whether the motor runs to the UP? If it is not running upward, please check the YL Cable, and try again.



3. Check YR-axis motor
 - a) Connect the YR axis motor line and disconnect the YL axis motor line
 - b) On the jog control panel, the motor runs to the UP to check whether the motor runs to the UP? If it is not running upward, please check the YR Cable, and try again.



4. If the X-axis, YL axis and YR axis motors operate normally, please connect the X-axis, YL axis and YR axis motor lines for the engraving test